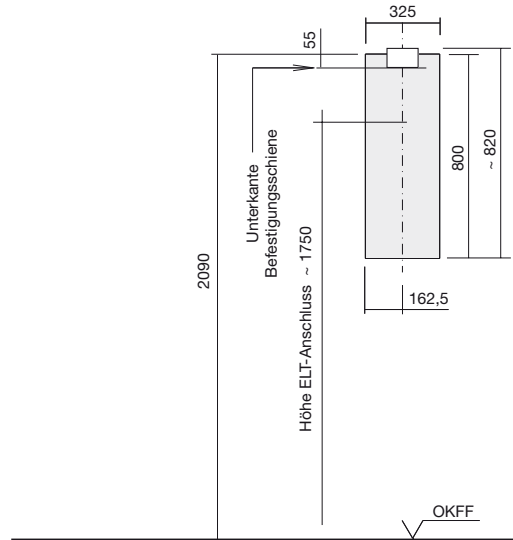


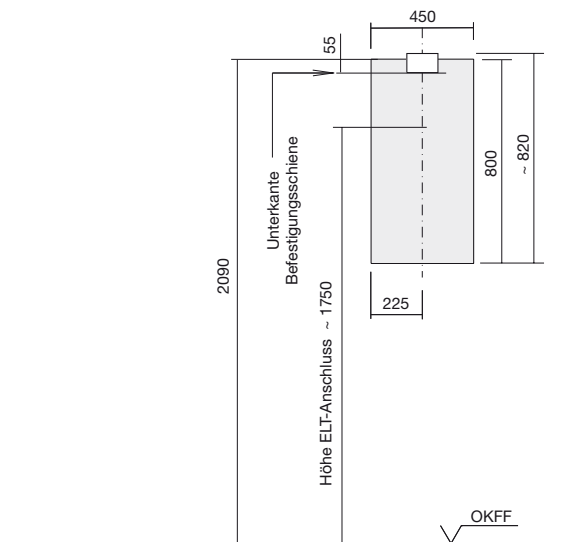
# Montage- und Anschlussmasse

Die nachfolgenden Montage- und Anschlussmasse sind auch auf [www.alape.com](http://www.alape.com) zum Download hinterlegt. Für weiterführende Fragen steht Ihnen zusätzlich unsere Hotline zur Verfügung: Sie erreichen das Serviceteam unter +41(0)62.7872030.

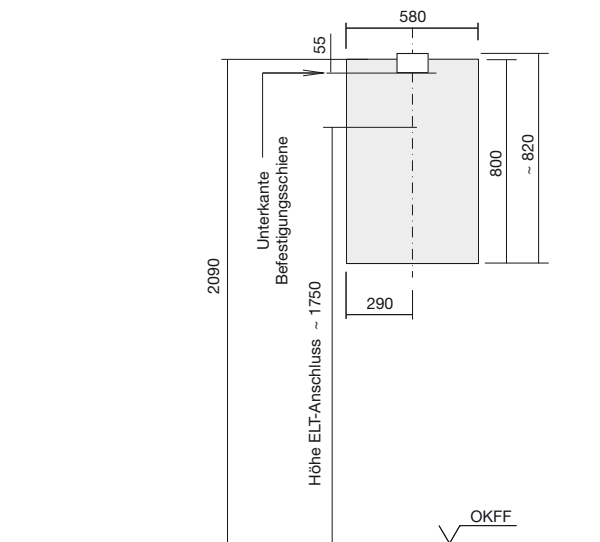
SP.325.1 – Nr. 6716 001 899



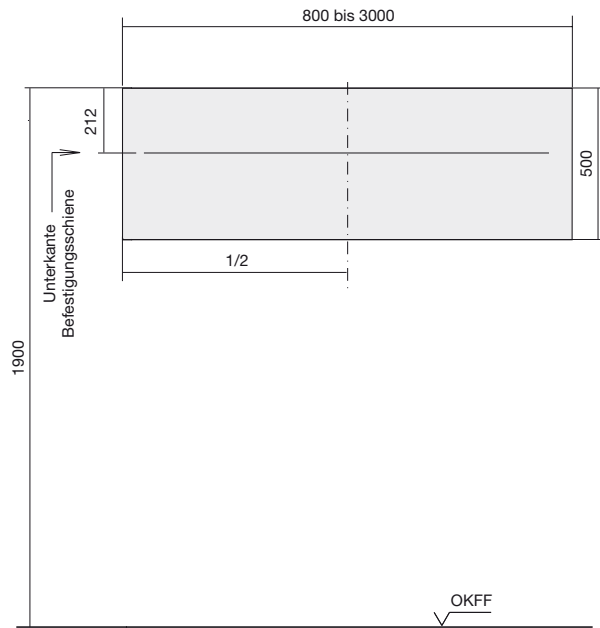
SP.450.1 – Nr. 6717 001 899



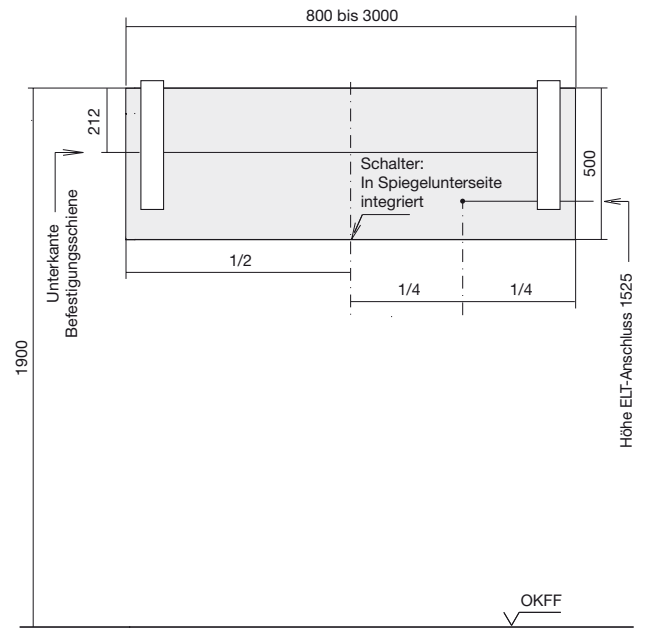
SP.580.1 – Nr. 6718 001 899



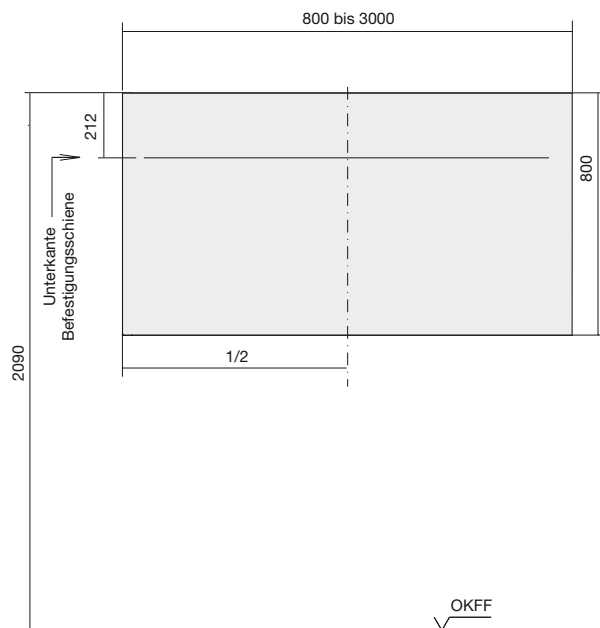
**SP.1 – ohne Leuchten**  
 Nr. 6729 OXX 899  
 Nr. 6730 OXX 899



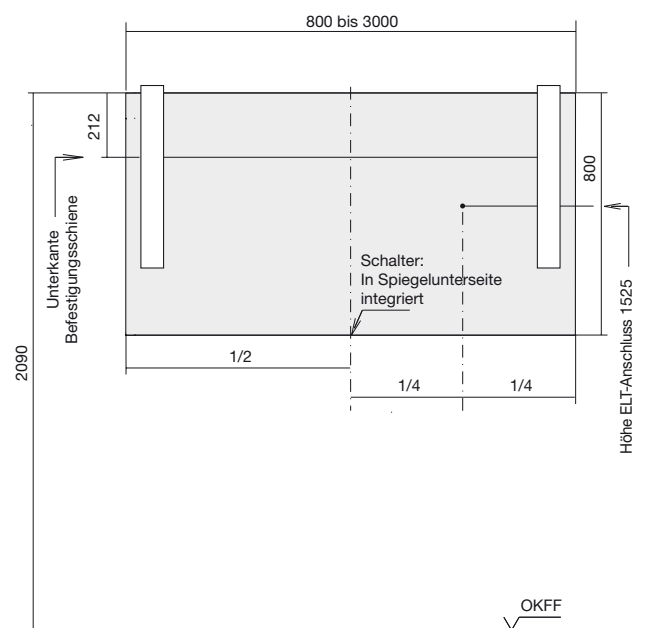
**SP.1 – mit Leuchten**  
 Nr. 6729 OXX 899  
 Nr. 6730 OXX 899



**SP.2 – ohne Leuchten**  
 Nr. 6735 OXX 899  
 Nr. 6736 OXX 899

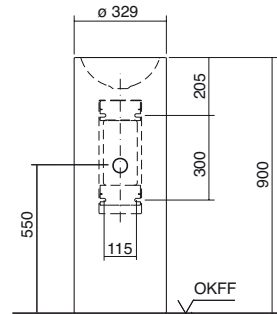


**SP.2 – mit Leuchten**  
 Nr. 6735 OXX 899  
 Nr. 6736 OXX 899

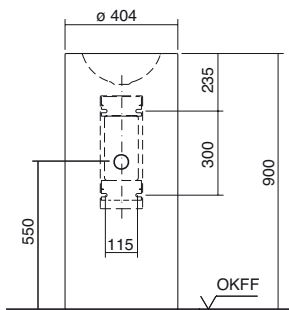


Montagehinweise für freistehende Säulenwaschtische  
finden Sie im Internet unter [www.alape.com](http://www.alape.com)

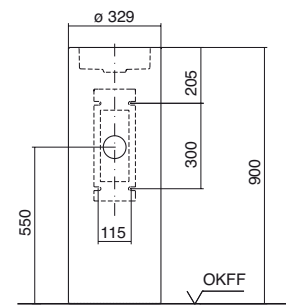
**WT.RX325K – mit Wandkonsole**  
Nr. 4501 000 000



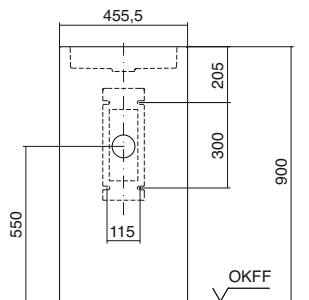
**WT.RX400K – mit Wandkonsole**  
Nr. 4503 000 000



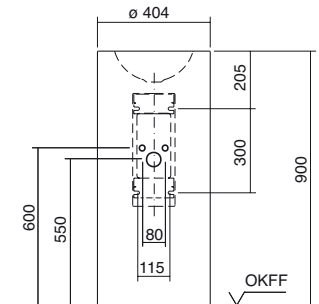
**WT.RX325QS – mit Wandkonsole**  
Nr. 4801 000 000



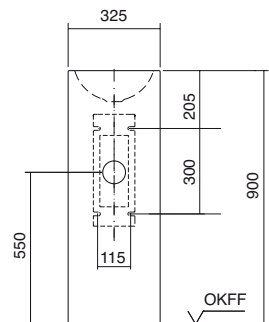
**WT.RX450QS – mit Wandkonsole**  
Nr. 4804 000 000



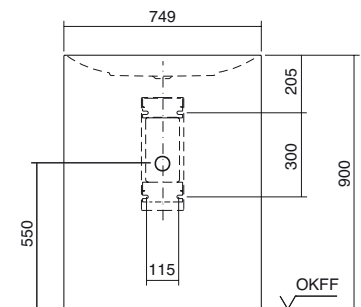
**WT.RX400KH – mit Wandkonsole**  
Nr. 4500 000 000



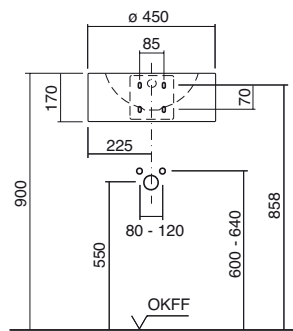
**WT.RX325Q – mit Wandkonsole**  
Nr. 4800 000 000



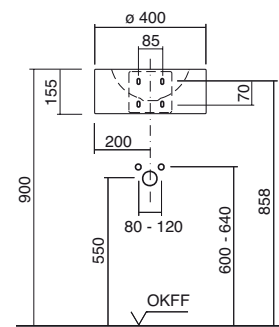
**WT.RX700 – mit Wandkonsole**  
Nr. 4806 000 000



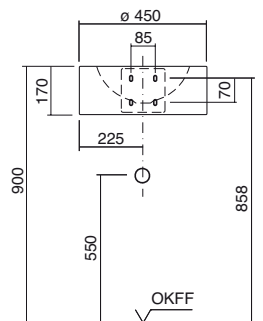
**WT.RS450H**  
Nr. 5053 000 000



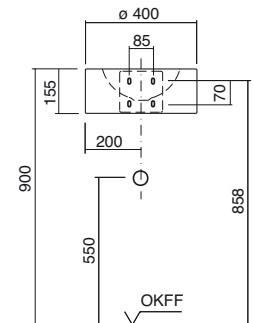
**WT.RS400H**  
Nr. 5051 000 000



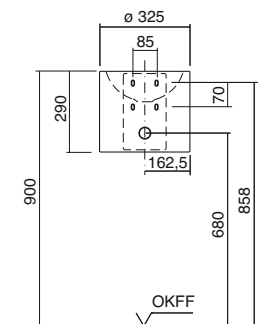
**WT.RS450**  
Nr. 5054 000 000



**WT.RS400**  
Nr. 5052 000 000

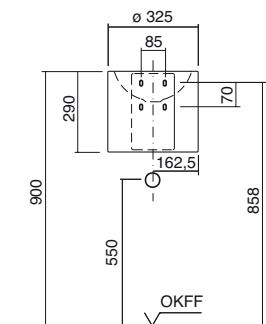


**WT.RS325 – verdeckter Ablauf**  
Nr. 5041 000 000

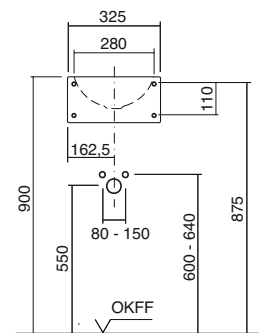


Empfehlung:  
Röhrengeruchsverschluss  
verchromt  
für Bidet Modell 5535  
Art.-Nr. 103781  
Firma Viega

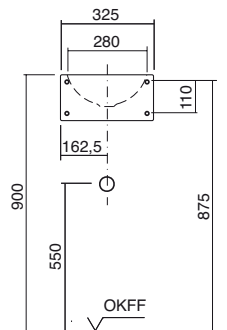
**WT.RS325 – sichtbarer Ablauf**  
Nr. 5041 000 000



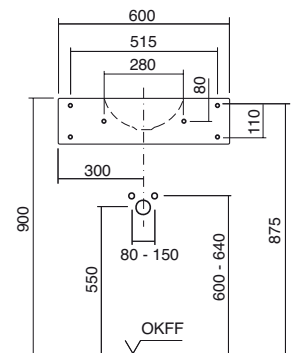
**WT.IC325H**  
Nr. 4236 000 000



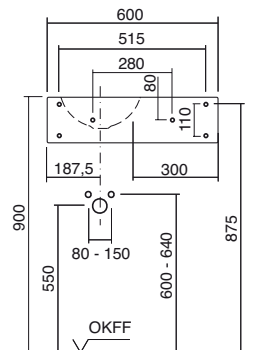
**WT.IC325**  
Nr. 4235 000 000



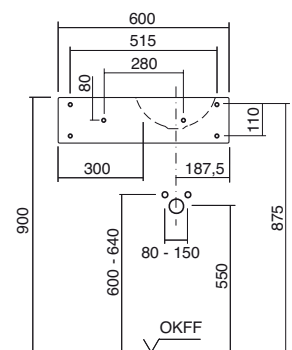
**WT.IC600H**  
Nr. 4238 000 000



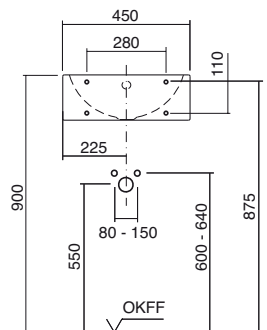
**WT.IC600H.L**  
Nr. 4239 000 000



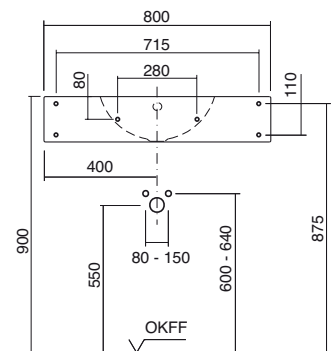
**WT.IC600H.R**  
Nr. 4240 000 000



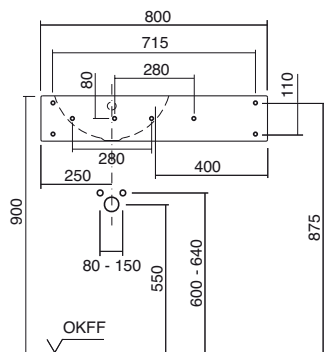
**WT.MC450H**  
Nr. 4228 000 000



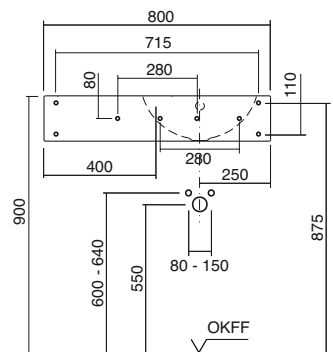
**WT.MC800H**  
Nr. 4230 000 000



**WT.MC800H.L**  
Nr. 4231 000 000



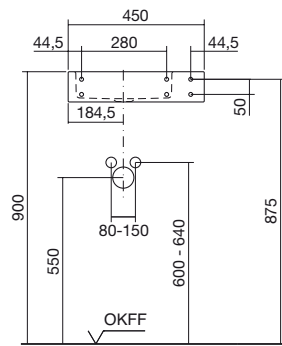
**WT.MC800H.R**  
Nr. 4232 000 000



# Montage- und Anschlussmasse

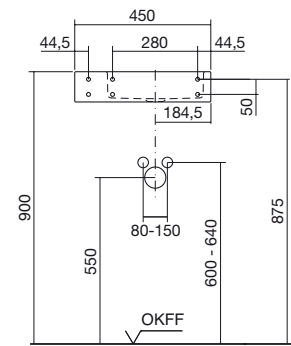
**WT.XXS450H.L**

Nr. 4295 000 000



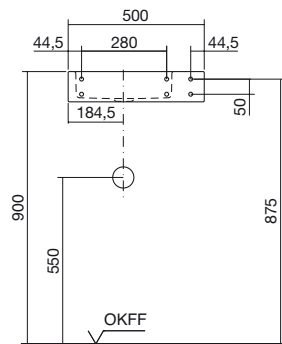
**WT.XXS450H.R**

Nr. 4297 000 000



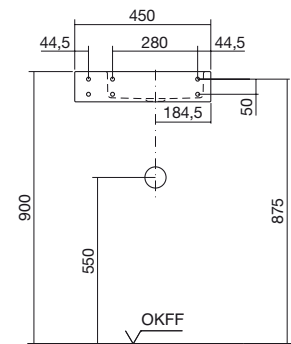
**WT.XXS450.L**

Nr. 4296 000 000



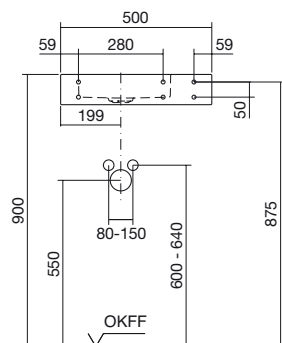
**WT.XXS450.R**

Nr. 4298 000 000



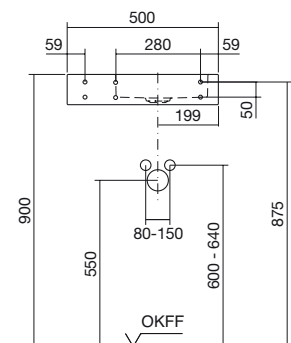
**WT.XS500H.L**

Nr. 4290 000 000



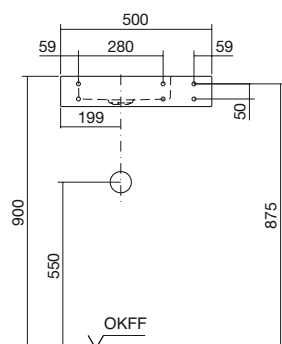
**WT.XS500H.R**

Nr. 4292 000 000



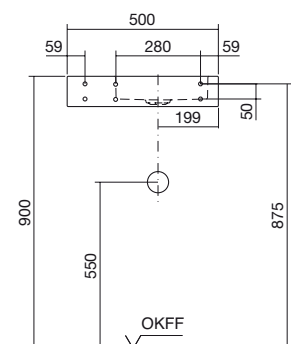
**WT.XS500.L**

Nr. 4291 000 000



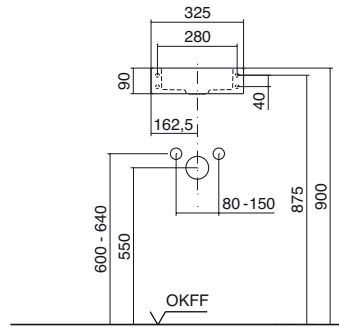
**WT.XS500.R**

Nr. 4293 000 000



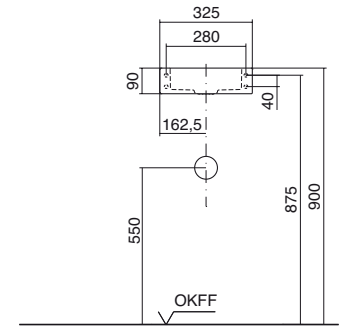
## WT.QS325H

Nr. 4277 000 000



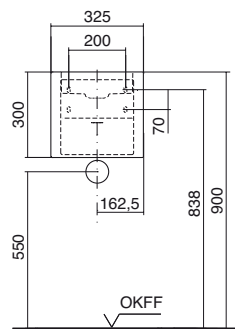
## WT.QS325

Nr. 4270 000 000



## WT.QS325X – sichtbarer Ablauf

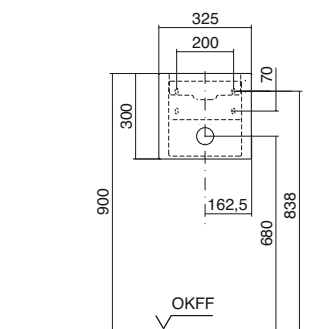
Nr. 4271 000 000



## WT.QS325X – verdeckter Ablauf

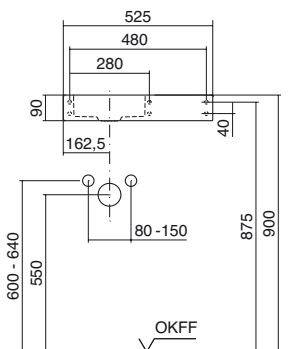
Nr. 4271 000 000

Empfehlung:  
Röhrengeruchsverschluss  
verchromt  
für Bidet Modell 5535  
Art.-Nr. 103781  
Firma Viega



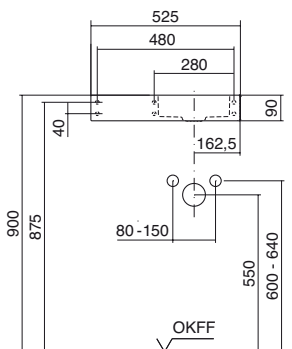
## WT.QS525H.L

Nr. 4279 000 000



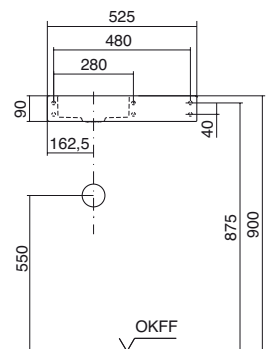
## WT.QS525H.R

Nr. 4280 000 000



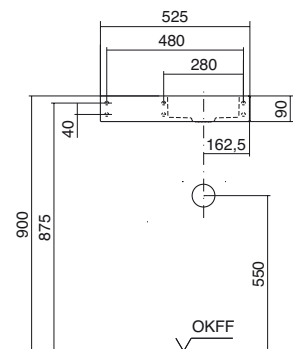
## WT.QS525.L

Nr. 4273 000 000



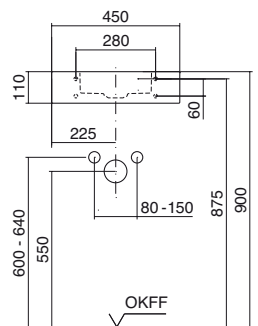
## WT.QS525.R

Nr. 4274 000 000



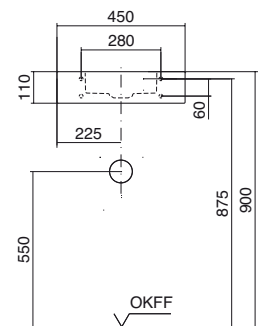
## WT.QS450H

Nr. 4276 000 000



## WT.QS450

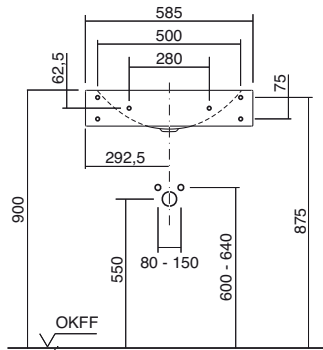
Nr. 4275 000 000



# Montage- und Anschlussmasse

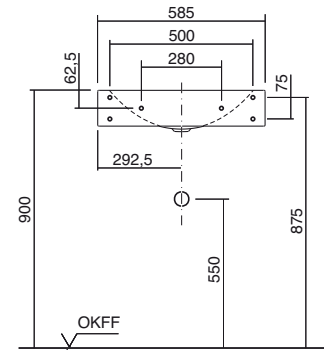
**WT.PR585H**

Nr. 4201 000 000



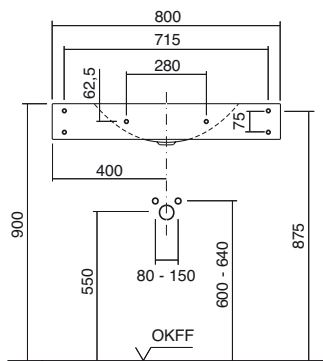
**WT.PR585**

Nr. 4200 000 000



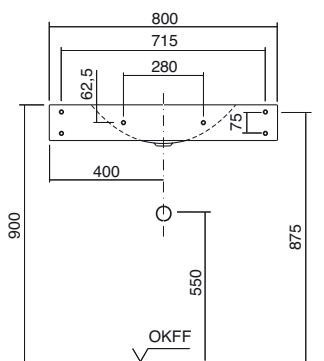
**WT.PR800H**

Nr. 4203 000 000



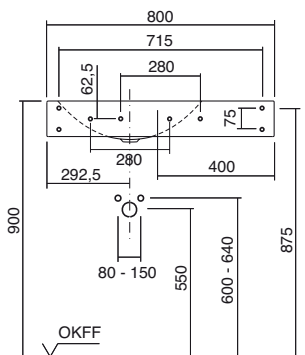
**WT.PR800**

Nr. 4203 300 000



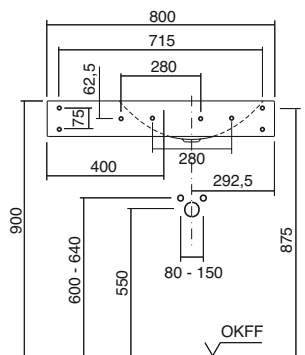
**WT.PR800H.L**

Nr. 4205 000 000



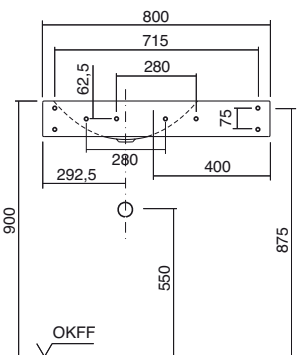
**WT.PR800H.R**

Nr. 4207 000 000



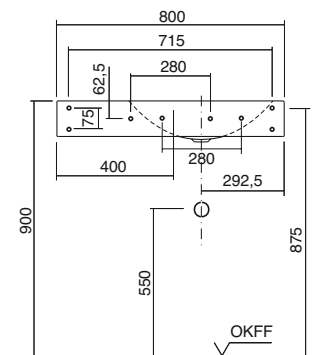
**WT.PR800.L**

Nr. 4205 300 000



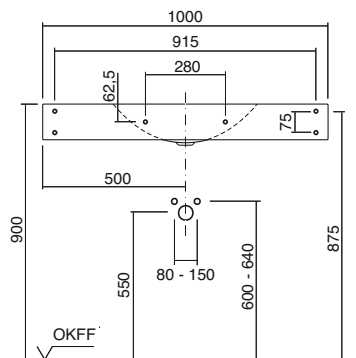
**WT.PR800.R**

Nr. 4207 300 000



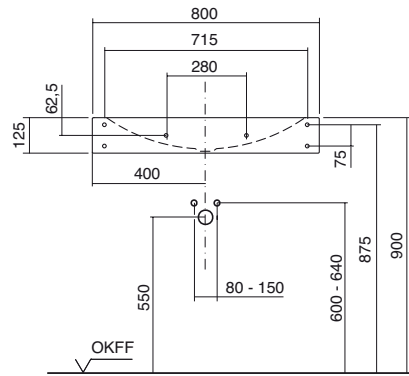
**WT.PR1000H**

Nr. 4209 000 000



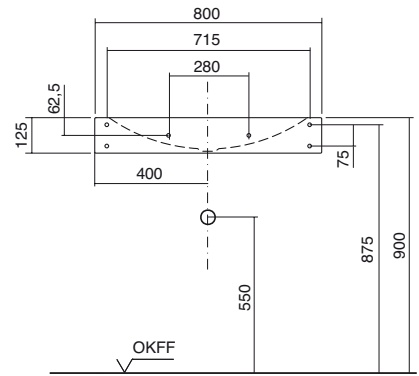
## WT.GR800H

Nr. 4261 000 000



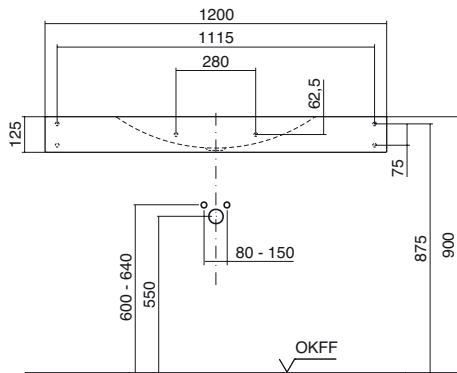
## WT.GR800

Nr. 4260 000 000



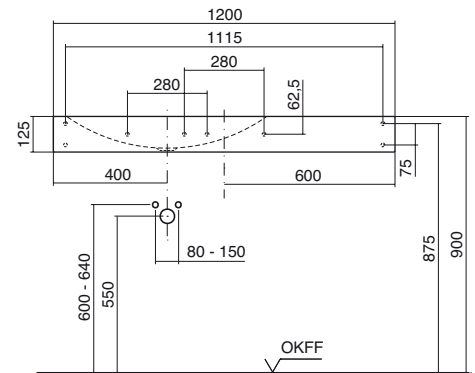
## WT.GR1200H

Nr. 4265 000 000



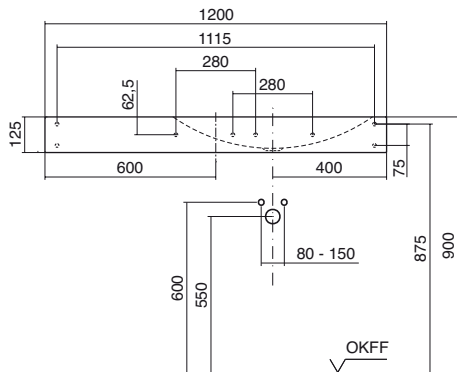
## WT.GR1200H.L

Nr. 4266 000 000



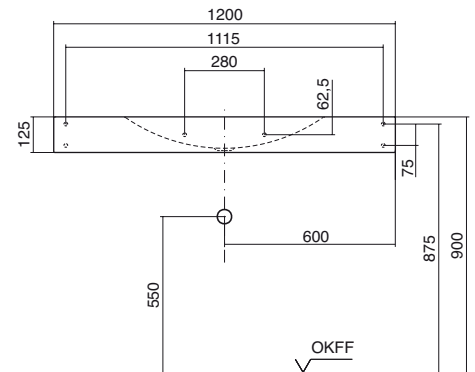
## WT.GR1200H.R

Nr. 4267 000 000



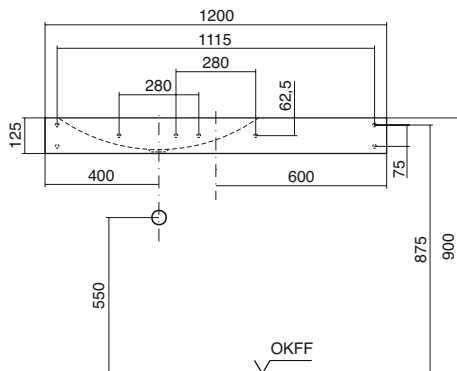
## WT.GR1200

Nr. 4262 000 000



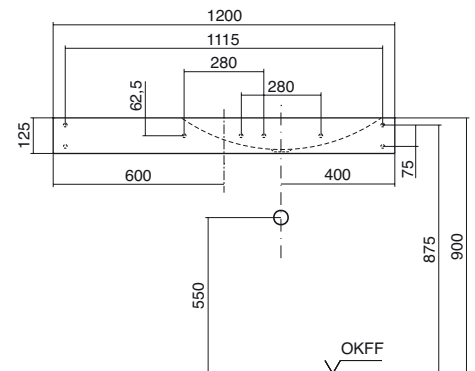
## WT.GR1200.L

Nr. 4263 000 000



## WT.GR1200.R

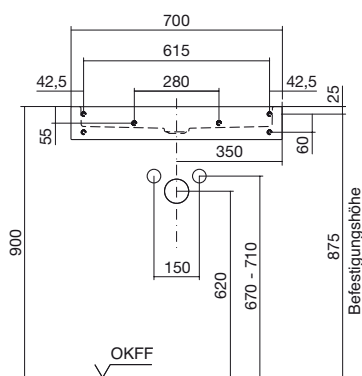
Nr. 4264 000 000



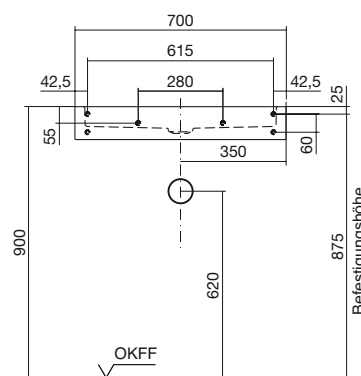
# Montage- und Anschlussmasse

Die Höhenangaben auf den Seiten 120 und 121 für Wasserab- und -zufluss (620 mm OKFF Mitte Abflussrohr bzw. 670 – 710 mm OKFF Mitte Eckventil) sind empfohlene Anschlussmasse für den Einsatz des SI.2 von Alape. **Bei hiervon abweichenden Anschlussmassen muss sichergestellt sein, dass ein Geruchsverschluss mit einem Tauchrohr von ca. 300 mm Länge eingesetzt wird (z.B. SI.3 von Alape, siehe Seite 106).**

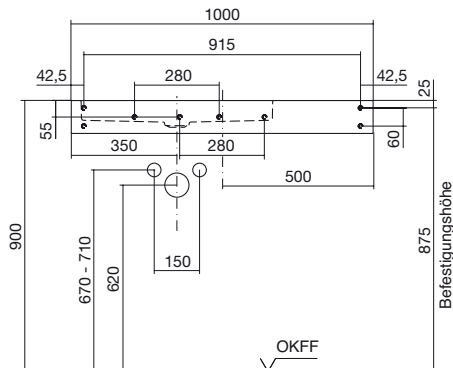
**WT.RE700H**  
Nr. 4101 000 000



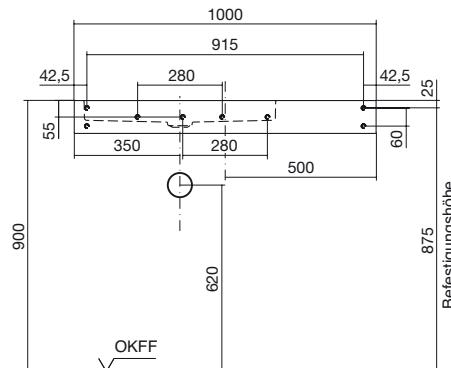
**WT.RE700**  
Nr. 4101 300 000



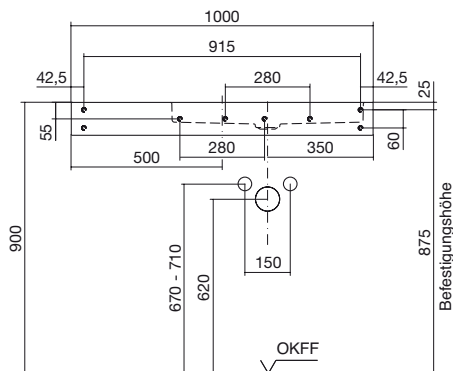
**WT.RE1000H.L**  
Nr. 4102 000 000



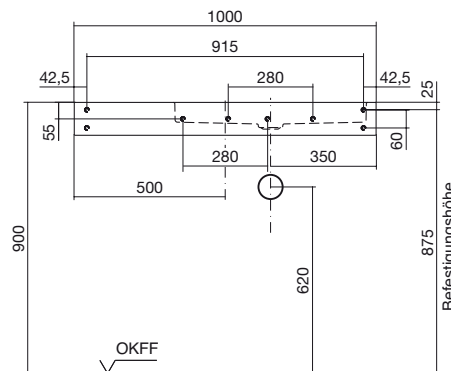
**WT.RE1000.L**  
Nr. 4102 300 000



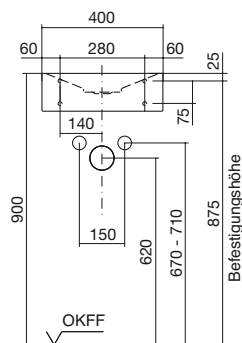
**WT.RE1000H.R**  
Nr. 4104 000 000



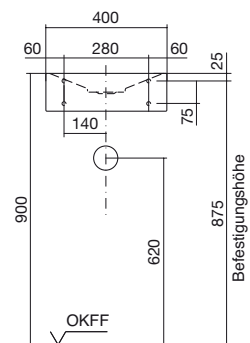
**WT.RE1000.R**  
Nr. 4104 300 000



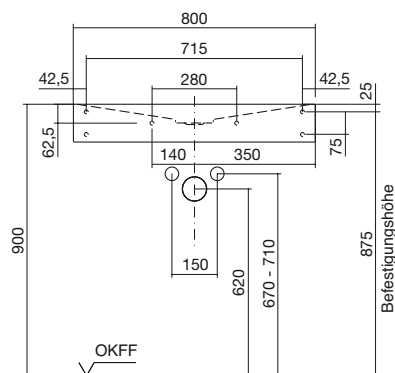
WT.KF400H  
Nr. 4111 000 000



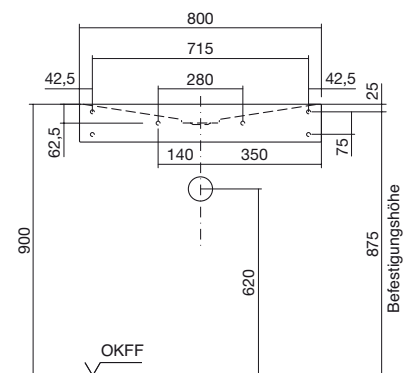
WT.KF400  
Nr. 4110 000 000



WT.KF800H  
Nr. 4113 000 000

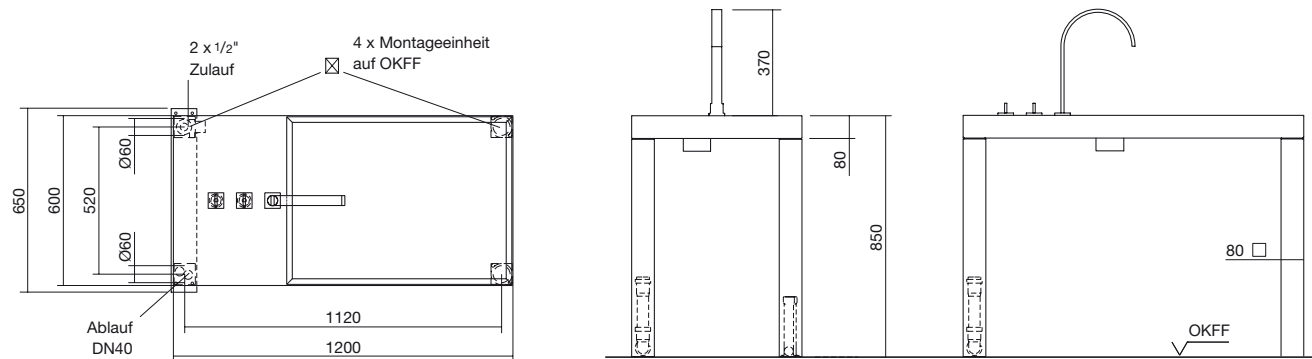


WT.KF800  
Nr. 4112 000 000



## Betty Blue

Nr. 5035 000 000

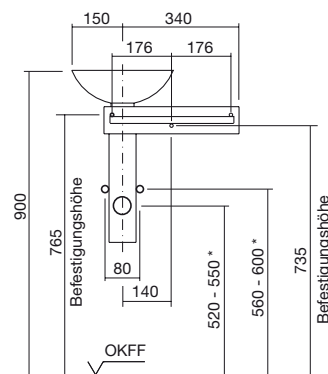


### WP.PI1

Nr. 5031 000 000

Empfehlung:  
Anschlüsse unter  
Schalenbecken

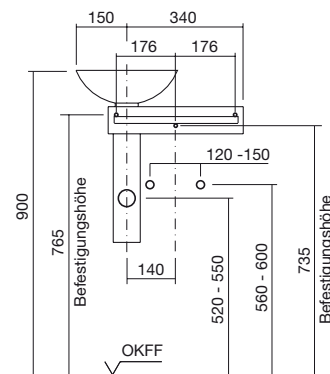
\*Der Abstand zwischen  
Abfluss und Eckventilen  
muss in der Höhe  
mind. 50 mm betragen.



### WP.PI1

Nr. 5031 000 000

Variante bei  
vorherigen bauseitigen  
Änderungen der Wand-  
anschlüsse für Ablauf  
und Eckventil.

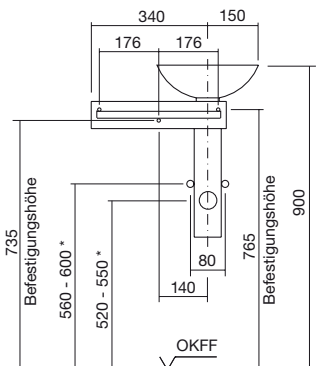


### WP.PI2

Nr. 5032 000 000

Empfehlung:  
Anschlüsse unter  
Schalenbecken

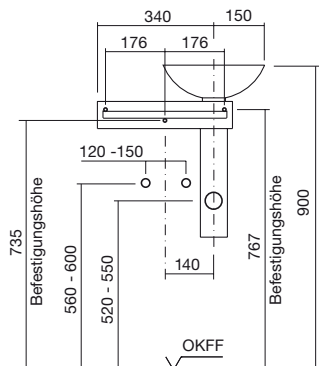
\*Der Abstand zwischen  
Abfluss und Eckventilen  
muss in der Höhe  
mind. 50 mm betragen.



### WP.PI2

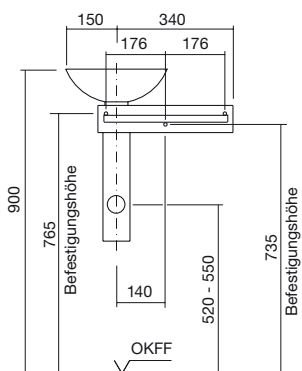
Nr. 5032 000 000

Variante bei  
vorherigen bauseitigen  
Änderungen der Wand-  
anschlüsse für Ablauf  
und Eckventile.



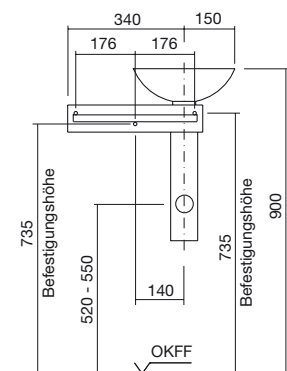
### WP.PI3

Nr. 5033 000 000

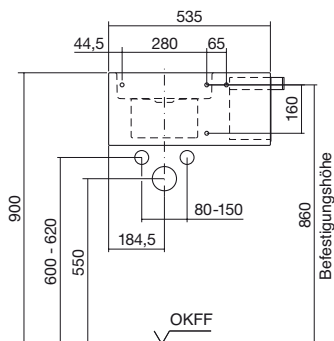


### WP.PI4

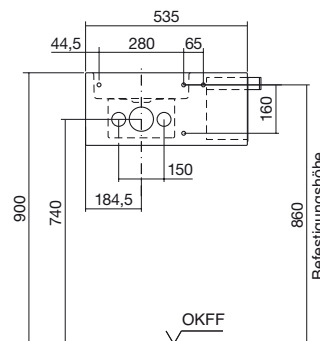
Nr. 5034 000 000



**WP.XXS1 – sichtbarer Ablauf**  
Nr. 5062 800 000

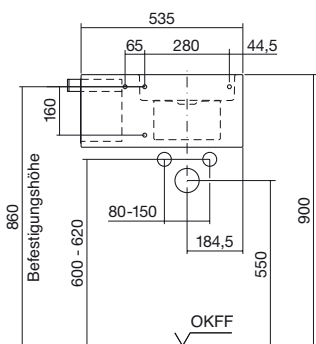


**WP.XXS1 – verdeckter Ablauf**  
Nr. 5062 800 000

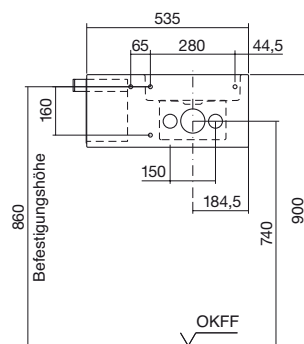


Empfehlung:  
Röhrengeruchsverschluss  
verchromt  
für Bidet Modell 5535  
Art.-Nr. 103781  
Firma Viega

**WP.XXS2 – sichtbarer Ablauf**  
Nr. 5065 800 000

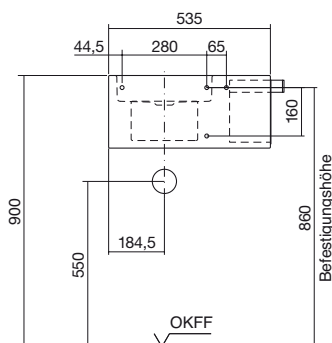


**WP.XXS2 – verdeckter Ablauf**  
Nr. 5065 800 000

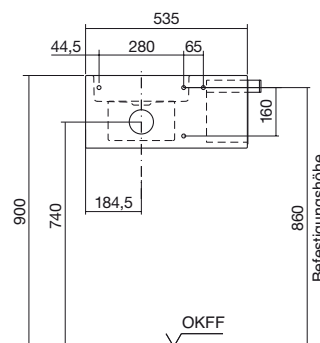


Empfehlung:  
Röhrengeruchsverschluss  
verchromt  
für Bidet Modell 5535  
Art.-Nr. 103781  
Firma Viega

**WP.XXS3 – sichtbarer Ablauf**  
Nr. 5062 500 000

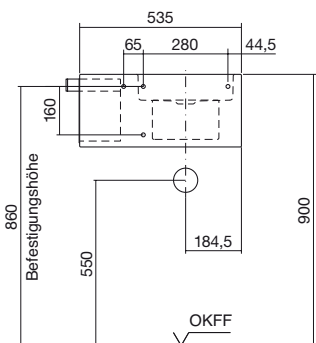


**WP.XXS3 – verdeckter Ablauf**  
Nr. 5062 500 000

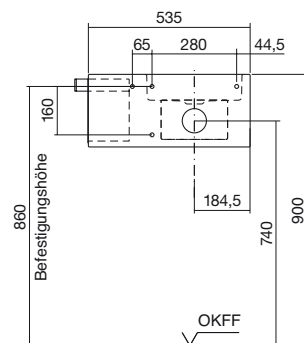


Empfehlung:  
Röhrengeruchsverschluss  
verchromt  
für Bidet Modell 5535  
Art.-Nr. 103781  
Firma Viega

**WP.XXS4 – sichtbarer Ablauf**  
Nr. 5065 500 000

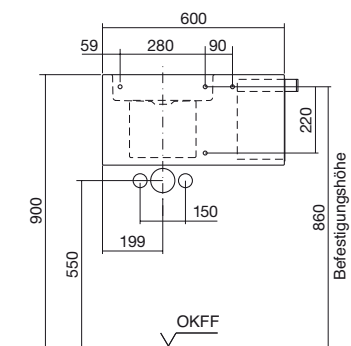


**WP.XXS4 – verdeckter Ablauf**  
Nr. 5065 500 000

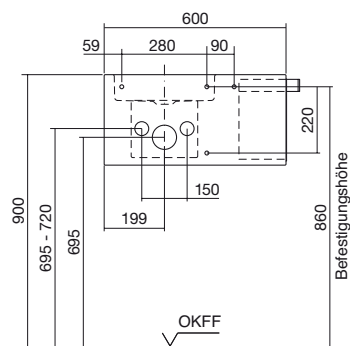


Empfehlung:  
Röhrengeruchsverschluss  
verchromt  
für Bidet Modell 5535  
Art.-Nr. 103781  
Firma Viega

**WP.XS1 – sichtbarer Ablauf**  
Nr. 5072 800 000

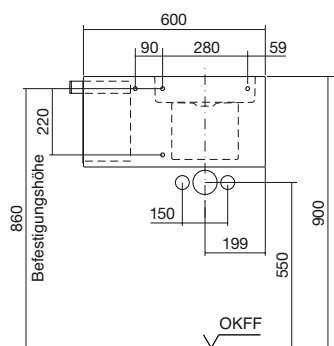


**WP.XS1 – verdeckter Ablauf**  
Nr. 5072 800 000

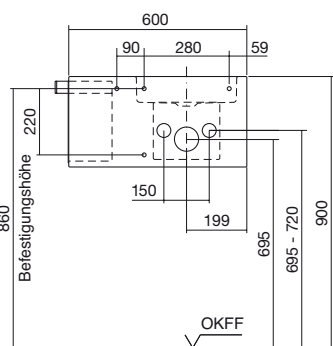


Empfehlung:  
Röhrengeruchsverschluss  
verchromt  
für Bidet Modell 5535  
Art.-Nr. 103781  
Firma Viega

**WP.XS2 – sichtbarer Ablauf**  
Nr. 5075 800 000

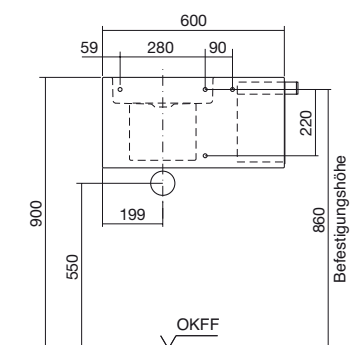


**WP.XS2 – verdeckter Ablauf**  
Nr. 5075 800 000

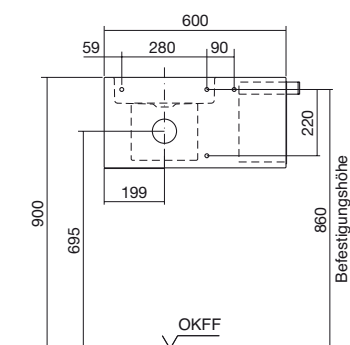


Empfehlung:  
Röhrengeruchsverschluss  
verchromt  
für Bidet Modell 5535  
Art.-Nr. 103781  
Firma Viega

**WP.XS3 – sichtbarer Ablauf**  
Nr. 5072 500 000

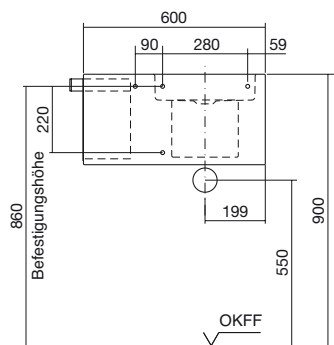


**WP.XS3 – verdeckter Ablauf**  
Nr. 5072 500 000

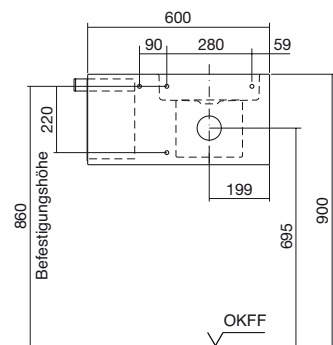


Empfehlung:  
Röhrengeruchsverschluss  
verchromt  
für Bidet Modell 5535  
Art.-Nr. 103781  
Firma Viega

**WP.XS4 – sichtbarer Ablauf**  
Nr. 5075 500 000



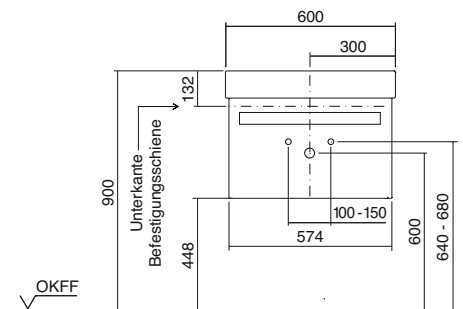
**WP.XS4 – verdeckter Ablauf**  
Nr. 5075 500 000



Empfehlung:  
Röhrengeruchsverschluss  
verchromt  
für Bidet Modell 5535  
Art.-Nr. 103781  
Firma Viega

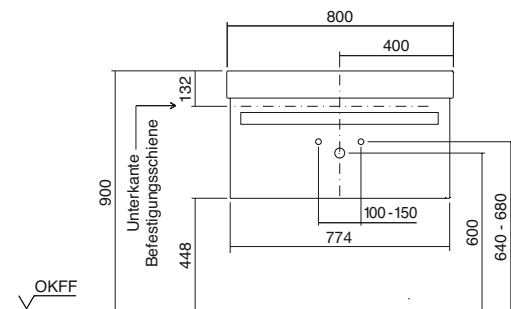
## WP.SE600

Nr. 5106 000 XXX



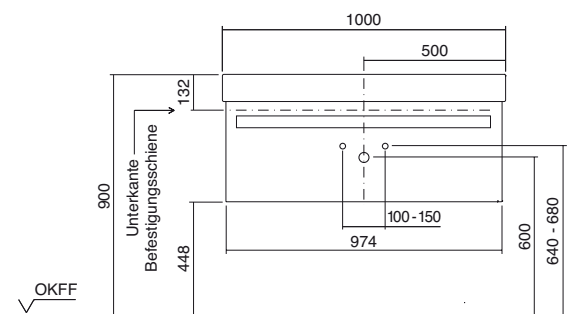
## WP.SE800

Nr. 5107 000 XXX



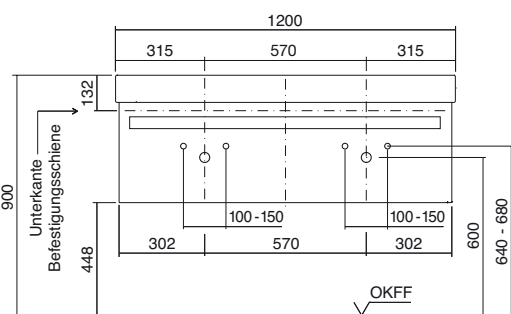
## WP.SE1000

Nr. 5108 000 XXX



## WP.SE1200

Nr. 5109 000 XXX

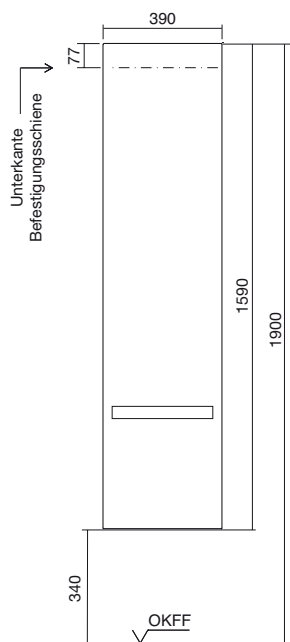


## HS.SE1590.L

Nr. 6321 960 XXX

## HS.SE1590.R

Nr. 6321 660 XXX

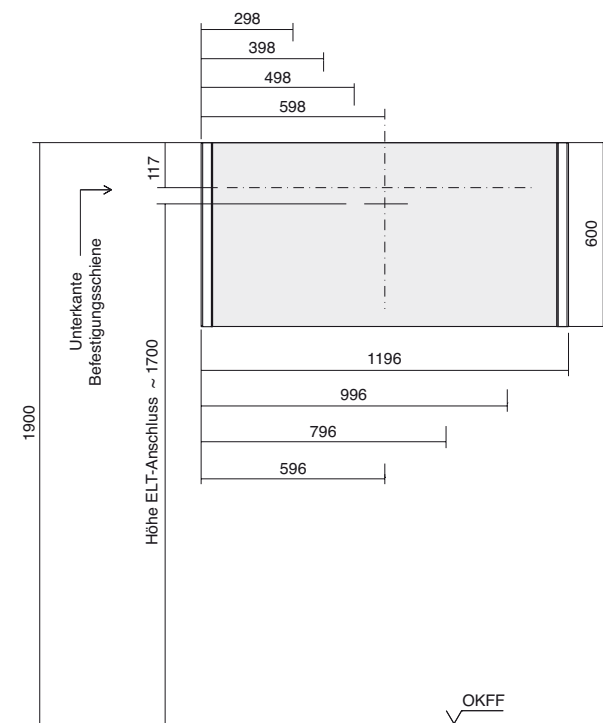


## SPS.SE600 - Nr. 6405 529 XXX

## SPS.SE800 - Nr. 6406 529 XXX

## SPS.SE1000 - Nr. 6407 529 XXX

## SPS.SE1200 - Nr. 6408 529 XXX



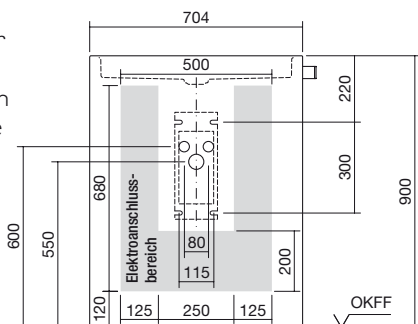
# Montage- und Anschlussmasse

Empfehlung: Montage mit 2 Personen

**WP.INS1** – mit Wandkonsole zur Wandmontage  
Nr. 5225 001 000

Für die Montage der Standardarmatur wird ein Flexschlauch von mind. 700 mm Länge benötigt.

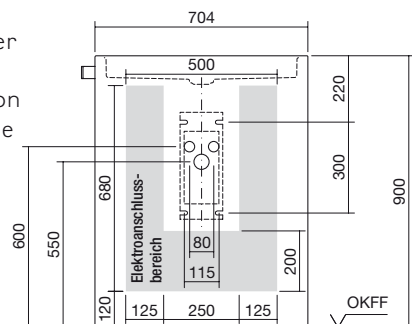
Geräteanschlussdose darf max. 20 mm auf der Wand auftragen.



**WP.INS2** – mit Wandkonsole zur Wandmontage  
Nr. 5226 001 000

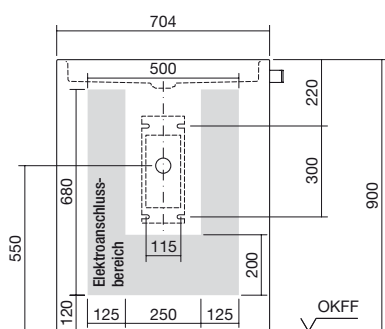
Für die Montage der Standardarmatur wird ein Flexschlauch von mind. 700 mm Länge benötigt.

Geräteanschlussdose darf max. 20 mm auf der Wand auftragen.



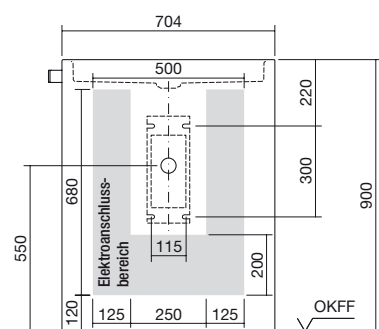
**WP.INS3** – mit Wandkonsole zur Wandmontage  
Nr. 5227 001 000

Geräteanschlussdose darf max. 20 mm auf der Wand auftragen.



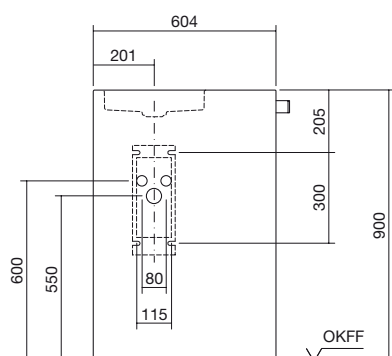
**WP.INS4** – mit Wandkonsole zur Wandmontage  
Nr. 5228 001 000

Geräteanschlussdose darf max. 20 mm auf der Wand auftragen.



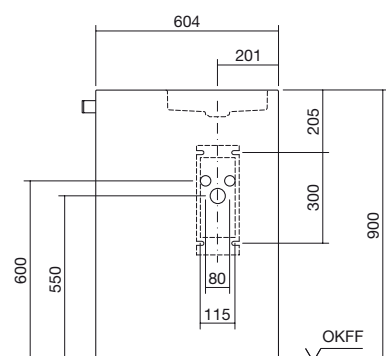
**WP.INS5** – mit Wandkonsole zur Wandmontage  
Nr. 5229 000 000

Für die Montage der Standardarmatur wird ein Flexschlauch von mind. 700 mm Länge benötigt.

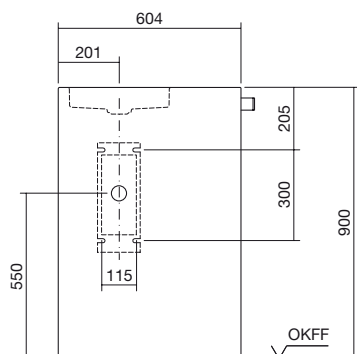


**WP.INS6** – mit Wandkonsole zur Wandmontage  
Nr. 5230 000 000

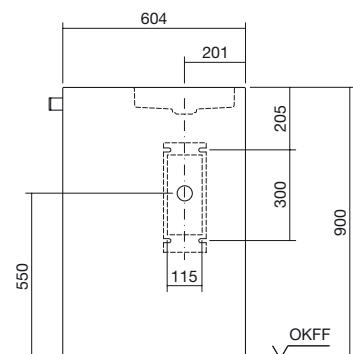
Für die Montage der Standardarmatur wird ein Flexschlauch von mind. 700 mm Länge benötigt.



**WP.INS7** – mit Wandkonsole zur Wandmontage  
Nr. 5231 000 000

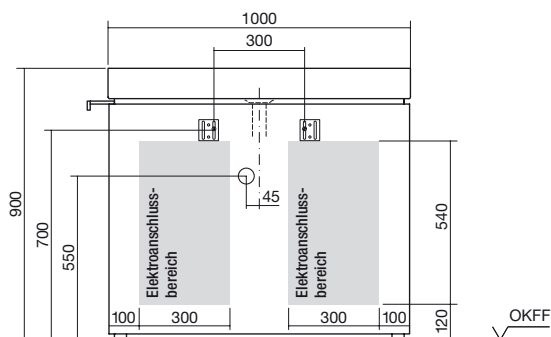


**WP.INS8** – mit Wandkonsole zur Wandmontage  
Nr. 5232 000 000

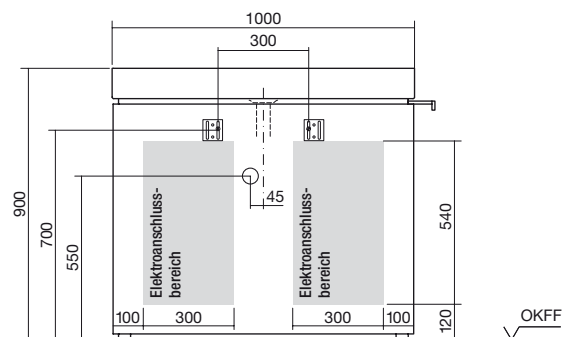


Empfehlung: Montage mit 2 Personen

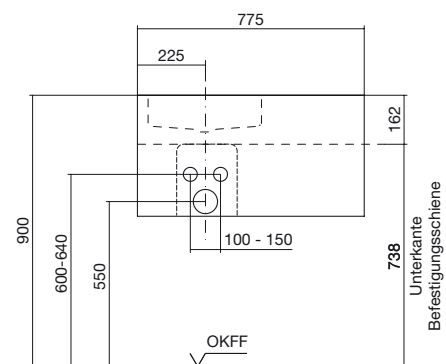
**WP.ME.1** – mit Wandanbindung, Handtuchhalter links  
Nr. 5233 001 000



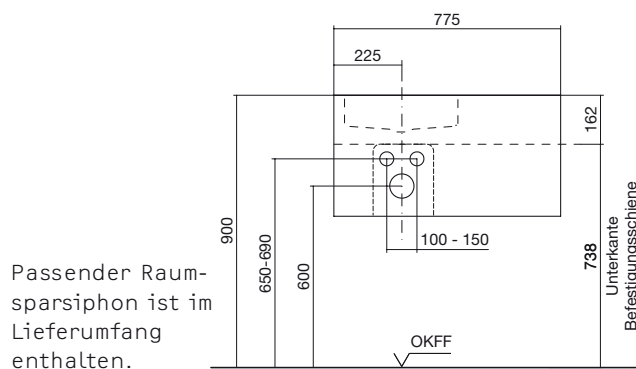
**WP.ME.1** – mit Wandanbindung, Handtuchhalter rechts  
Nr. 5234 001 000



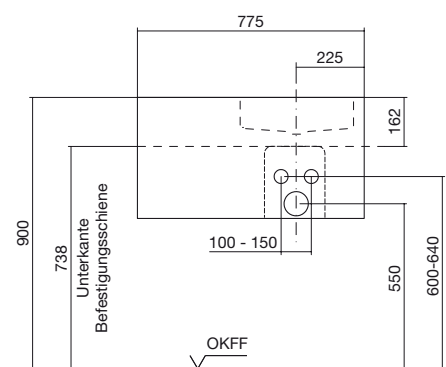
**WP.ME3 – sichtbarer Ablauf**  
Nr. 5237 000 000



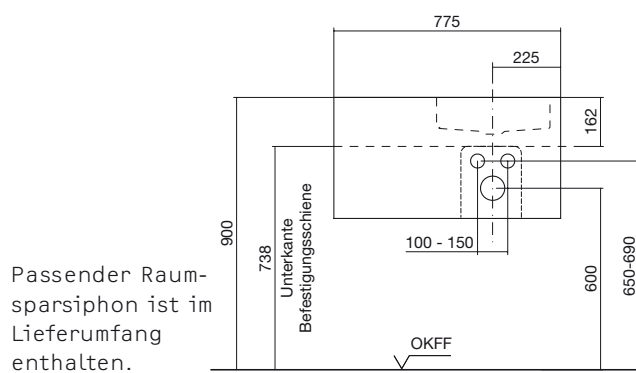
**WP.ME3 – verdeckter Ablauf**  
Nr. 5237 000 000



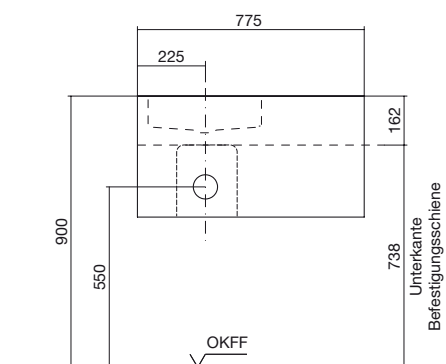
**WP.ME4 – sichtbarer Ablauf**  
Nr. 5238 000 000



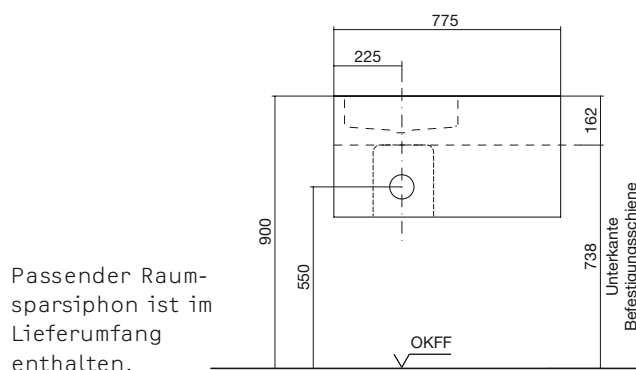
**WP.ME4 – verdeckter Ablauf**  
Nr. 5238 000 000



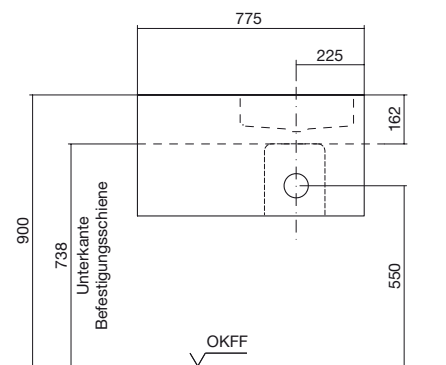
**WP.ME5 – sichtbarer Ablauf**  
Nr. 5239 000 000



**WP.ME5 – verdeckter Ablauf**  
Nr. 5239 000 000



**WP.ME6 – sichtbarer Ablauf**  
Nr. 5240 000 000



**WP.ME6 – verdeckter Ablauf**  
Nr. 5240 000 000

